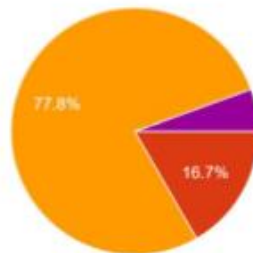


Post-seminar survey: MPMA Stata Seminar

1. How do you find the level of this seminar?

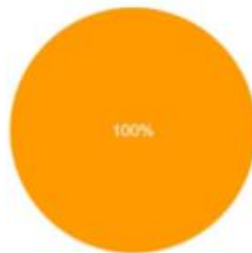
18 件の回答



- A: Very difficult
- B: Difficult
- C: Moderate
- D: Easy
- E: Very easy

2. Was the speed with which your instructor presented the session too fast, too slow, or about right?

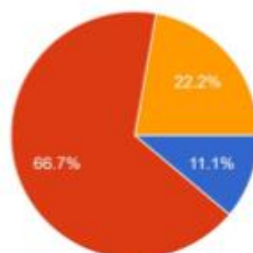
18 件の回答



- A: Much too fast
- B: Too fast
- C: The right amount
- D: Too slow
- E: Much too slow

3. This course meets your needs in improving your Stata skills.

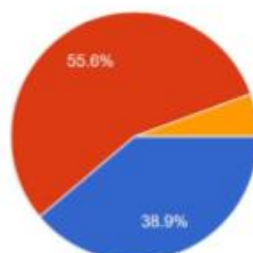
18 件の回答



- A: Extremely well
- B: Very well
- C: Somewhat well
- D: Not so well
- E: Not at all well

4. How do you find the seminar materials that the instructor provides?

18 件の回答



- A: Extremely helpful
- B: Very helpful
- C: Somewhat helpful
- D: Not so helpful
- E: Not at all helpful

5. How organized was this seminar?

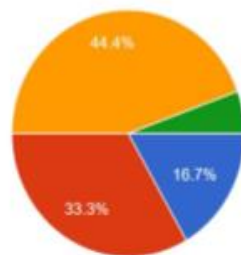
18 件の回答



- A: Extremely organized
- B: Very organized
- C: Somewhat organized
- D: Not so organized
- E: Not at all organized

6. How do you find the exercise example "Indonesia's provincial GRDP per capita" that instructor selected?

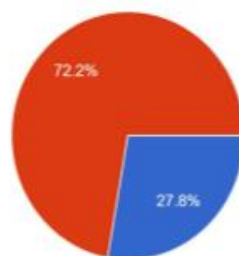
18 件の回答



- A: An extremely familiar topic
- B: Very familiar topic
- C: Somewhat familiar topic
- D: Not so familiar topic
- E: Not at all familiar topic

7. Overall, how would you rate this course?

18 件の回答



- A: Excellent
- B: Very good
- C: Good
- D: Fair
- E: Poor